



15th Congress of Asian Society of Cardiovascular Imaging

第十五屆亞洲心臟血管影像國際學術研討會

Hybrid Congress

24th - 26th June 2022 (Friday - Sunday)

Hong Kong Convention and Exhibition Centre
Hong Kong SAR, China



www.ASCI+2022.org



CARDIAC IMAGING BEYOND THE IMAGES

Special Focus Sessions:

ASCI Meets NASCI

Safety in Cardiovascular Imaging

ASCI Meets ESCR

Multi-modality Imaging in Non-ischemia
Cardiomyopathies:
Diagnosis and Prognosis

ASCI Meets SCMR

Imaging of Stable Chest Pain

ASCI Meets SCCT

Advance Technology for Assessment of CAD

ASCI Meets EACVI

Cardio-oncology and Transplant
Cardiomyopathy

Technologists Session

CT Scanning and Image Processing

HKCRRT Sponsored Satellite Symposium

Hands-on Workshops

CMR Workshop
CT Workshop
Echo Workshop

An event of



Asian Society of
Cardiovascular Imaging

Organised by



Hong Kong College
of Radiologists



Hong Kong College
of Cardiology



Cardiac Imaging Beyond the Images

Hong Kong College of Radiologists and Hong Kong College of Cardiology will jointly organise the 15th Congress of Asian Society of Cardiovascular Imaging (ASCI 2022 HONG KONG) on 24-26 June 2022 (Friday-Sunday) at Hong Kong Convention and Exhibition Centre in HYBRID format. With the theme "Cardiac Imaging Beyond the Images", ASCI 2022 will share an insight into the cutting-edge technologies and latest research in cardiovascular imaging.

This major annual cardiovascular imaging congress will bring together **99 world renowned experts and distinguished regional faculty** to deliver the most exciting and comprehensive programme, here are some programme highlights:

Opening Plenary



Big Data, AI and CMR

Prof. Steffen PETERSEN

Professor of Cardiovascular Medicine
William Harvey Research Institute
Queen Mary University of London
United Kingdom



Future of Cardiac Imaging

Dr. Jonathon LEIPSIC

Professor
Radiology and Cardiology
The University of British Columbia
Canada

Special Focus Sessions:

ASCI Meets NASCI

Safety in Cardiovascular Imaging

ASCI Meets ESCR

Multi-modality Imaging in Non-ischemia
Cardiomyopathies: Diagnosis and Prognosis

ASCI Meets SCMR

Imaging of Stable Chest Pain

ASCI Meets SCCT

Advance Technology for Assessment of CAD

ASCI Meets EACVI

Cardio-oncology and Transplant
Cardiomyopathy

Technologists Session

CT Scanning and Image Processing

HKCRRT Sponsored Satellite Symposium

Hands-on Workshops

CMR Workshop

CT Workshop

Echo Workshop

Don't Miss Out! Register Now!
Benefit from Reduced Fees on or before 31 May 2022!



Committees

Local Organising Committee

Honorary Presidents	Dr. Chun-Key LAW	Dr. Ngai-Yin CHAN
Congress Presidents	Dr. Lilian LEONG	Dr. Andy Wai-Kwong CHAN
Congress Vice Presidents	Dr. Jennifer Lai-San KHOO	Dr. Godwin Tat-Chi LEUNG
	Dr. Stephen Chi-Wai CHEUNG	
Secretary General	Dr. Elaine Yee-Ling KAN	Dr. Kin-Lam TSUI
International Liaison Chairs	Dr. Stephen Chi-Wai CHEUNG	Dr. Carmen Wing-Sze CHAN
Honorary Treasurers	Dr. Ka-On LAM	Dr. Kwok-Keung CHAN
Scientific Committee Chairs	Dr. Wai-Lun POON	Dr. Carmen Wing-Sze CHAN
Programme Committee Chairs	Dr. Jennifer Lai-San KHOO	Dr. Carmen Wing-Sze CHAN
Publication Committee Chairs	Dr. Barry Siu-Ting LEUNG	Dr. Raymond Chi-Yan FUNG
Promotion and Publicity Committee Chairs	Dr. Shiobhon Yiu LUK	Dr. Chris Kwok-Yiu WONG

ASCI Officers

Advisory Committee	Tae-Hwan LIM (Korea)	Oraporn SEE (Thailand)
	Sachio KURIBAYASHI (Japan)	
International Advisory Committee	John HOE (Singapore)	Lilian LEONG (Hong Kong SAR, China)
President	Yeon Hyeon CHOE (Korea)	
Immediate Past-President	Bin LU (China)	
Vice-Presidents	Yung-Liang WAN (Chinese Taipei)	
	Ming-Ting WU (Chinese Taipei)	Akira KURATA (Japan)
	Byoung Wook CHOI (Korea)	
Auditors	Tae Hoon KIM (Korea)	Chun-Ho YUN (Chinese Taipei)
Office of the President (PO) and Administration Office (AO)		

ASCI Executive Committee

Chairman	Bin LU (China)	
Secretary General for PO	Jia-yin ZHANG (China)	
Secretary General for AO	Whal LEE (Korea)	Hajime SAKUMA (Japan)
Ordinary Committee Members	Leanne DU (Australia)	Yeon Hyeon CHOE (Korea)
	Gary LIEW (Australia)	Eui-Young CHOI (Korea)
	Jia-yin ZHANG (China)	Charlene LIEW (Singapore)
	Yi-ning WANG (China)	Ho Jien SZE (Singapore)
	Sanjaya VISWAMITRA (India)	Yeun Chung CHANG (Chinese Taipei)
	Mona BHATIA (India)	Rungroj KRITTAYAPHONG (Thailand)
	Lusiani RUSDI (Indonesia)	Ngoc-Trang NGUYEN (Viet Nam)
	Jacub PANDELAKI (Indonesia)	Hoai Thi Thu NGUYEN (Viet Nam)
	Zahra ALIZADEH SANI (Iran)	

Please visit <https://www.asci-2022.org/committees.html> for the full list of committee members and ASCI Officers.



Faculty

International Faculty

Ms. Saifhon ADMONTREE

Ramathibodi Hospital, Mahidol University, Thailand

Dr. Andrew ARAI

Andrew Arai Consulting, United States

Dr. Nay AUNG

Queen Mary University of London, United Kingdom

Dr. Chiara BUCCIARELLI-DUCCI

Royal Brompton & Harefield Hospital NHS Trust, United Kingdom

Dr. Ping CHAI

National University Heart Centre, Singapore

Prof. Cheng Yu CHEN

West China Hospital, Sichuan University, China

Ms. Priscilla CHEN

National University Hospital, Singapore

Prof. Calvin CHIN

National Heart Center Singapore, Singapore

Dr. Byoung Wook CHOI

Yonsei University, Korea

Prof. Eui-Young CHOI

Gangnam Severance Hospital, Yonsei University College of Medicine, Korea

Dr. Sang Il CHOI

School of Medicine, Seoul National University, Bundang Hospital, Korea

Prof. Ki Seok CHOO

Pusan National University, Korea

Prof. Andrew COATS

Monash and Warwick Universities, Australia

Prof. Jean-Nicolas DACHER

University Hospital of Rouen-normandie, France

Dr. Jurgen DUCHENNE

KU Leuven, Belgium

Dr. Kanwal FAROOQI

Columbia University Irving Medical Center, United States

Prof. Vanessa FERREIRA

University of Oxford, United Kingdom

Dr. Alison FLETCHER

University of Oxford, United Kingdom

Prof. Marianna FONTANA

University College London Hospitals, United Kingdom

Prof. Hyun Woo GOO

Asan Medical Center, University of Ulsan College of Medicine, Korea

Prof. Matthias GUTBERLET

Heart Center Leipzig, Germany

Prof. Kyunghwa HAN

Yonsei University College of Medicine, Korea

Dr. Sharath HOSMANE

Lancashire Teaching Hospitals NHS Trust, United Kingdom

Dr. Marina HUGHES

Great Ormond Street Hospital for Children, NHS Foundation Trust, United Kingdom

Dr. Sung Ho HWANG

Korea University Medical Center, Korea

Dr. Eun-Ju KANG

Dong-a University Hospital, Korea

Dr. Mohammed KHANJI

Barts Health NHS Trust, United Kingdom

Dr. Kakuya KITAGAWA

Mie University Graduate School of Medicine, Japan

Dr. Sung Min KO

Wonju Severance Christian Hospital, Korea

Dr. Rungroj KRITTAYAPHONG

Siriraj Hospital, Mahidol University, Thailand

Prof. Patrick KRUMM

University of Tuebingen, Germany

Mr. Benny LAWTON

St Josephs Hospital, United Kingdom

Dr. Jen Kuang LEE

National Taiwan University, Chinese Taipei

Prof. Jong-Min LEE

Kyungpook National University School of Medicine, Korea

Dr. Jonathon LEIPSIC

The University of British Columbia, Canada

Dr. Zhoulei LI

The First Affiliated Hospital, Sun Yat-sen University, China

Dr. Gary LIEW

Epworth Healthcare, Australia

Ms. Yu Han LIN

Chang Gung Memorial Hospital, Linkou Branch, Chinese Taipei

Prof. Bin LU

Fuwai Hospital, China

Dr. Manish MOTWANI

Manchester University NHS Foundation Trust, United Kingdom

Dr. Elsie NGUYEN

Toronto General Hospital, University of Toronto, Canada



Faculty

Dr. Ngoc-Trang NGUYEN

Bach Mai, Viet Nam

Prof. Koen NIEMAN

Stanford University, United States

Prof. Ntobeko NTUSI

University of Cape Town, South Africa

Dr. Hideki OTA

Tohoku University Hospital, Japan

Dr. Jacub PANDELAKI

University of Indonesia, Indonesia

Dr. Seong Ho PARK

Asan Medical Center, University of Ulsan College of Medicine, Korea

Prof. Stefano PERLINI

University of Pavia, Italy

Prof. Steffen PETERSEN

Queen Mary University of London, United Kingdom

Prof. Sven PLEIN

University of Leeds, United Kingdom

Dr. Gianluca PONTONE

Centro Cardiologico Monzino, Italy

Prof. Sanjay PRASAD

Imperial College London, United Kingdom

Dr. Prabhakar RAJIAH

Mayo Clinic, United States

Prof. Hajime SAKUMA

Mie University, Japan

Dr. Pasquale SANTANGELI

University of Pennsylvania, United States

Prof. Gregory SCALIA

The Prince Charles Hospital, Australia

Dr. Nicholas SCREATON

Royal Papworth Hospital, Cambridge, United Kingdom

Prof. Joseph SELVANAYAGAM

Flinders Medical Centre, Australia

Mr. Hideki SHIBATA

Toyota Kosei Hospital, Japan

Dr. Swee Yaw TAN

National Heart Centre, Singapore

Dr. Tarinee TANGCHAROEN

Ramathibodi Hospital, Mahidol University, Thailand

Dr. Lynette TEO

National University Health System, Singapore

Prof. Liza THOMAS

The University of Sydney, Australia

Prof. Rachel WALD

University Health Network, Canada

Prof. Yining WANG

Peking Union Medical College Hospital, China

Dr. Ming-Ting WU

Kaohsiung Veterans General Hospital, Chinese Taipei

Dr. Yen-Wen WU

Far Eastern Memorial Hospital, Chinese Taipei

Dr. Dong Hyun YANG

Asan Medical Center, University of Ulsan, Korea

Dr. Wei-Hua YIN

Fuwai Hospital, China

Dr. Elizabeth Yeon-Yee YOON

Seoul National University Bundang Hospital, Korea

Dr. Jiayin ZHANG

Shanghai General Hospital, China

Dr. Lei ZHAO

Beijing Anzhen Hospital, China

Local Faculty

Dr. Carmen Wing-Sze CHAN

Mr. Edmund Ka-Yue CHAN

Mr. Ka-Hong CHAN

Dr. Ronnie Hiu-Lam CHAN

Dr. Robin Hay-Son CHEN

Dr. Stephen Chi-Wai CHEUNG

Dr. Kelvin Kin-Ho CHOI

Dr. Yiu-Cho CHUNG

Dr. Jo Jo Siu-Han HAI

Dr. Cally Ka-Lai HO

Prof. Ivan Fan-Ngai HUNG

Dr. Kevin Ka-Ho KAM

Dr. Kimmy King-Ming KWOK

Dr. Simon Cheung-Chi LAM

Dr. Sonia Hiu-Yin LAM

Dr. Yui-Ming LAM

Prof. Alex Pui-Wai LEE

Dr. Jonan Chun-Yin LEE

Dr. Godwin Tat-Chi LEUNG

Dr. Andrew Ying-Wah LI

Mr. Michael Chi-Wai LIU

Dr. Ming-Yen NG

Ms. Mei-Yu POON

Dr. Vince VARDHANABHUTI

Dr. Eric Chi-Yuen WONG

Dr. Jeffrey Ka-Tak WONG

Mr. Lawrence Kai-Chiu YIP

(updated as at date of printing)



Programme-at-a-Glance

Friday, 24 June 2022

The programme is at Hong Kong Time (GMT+8).

Time\Venue	Room 1 (S221)	Room 2 (S224-5)	Room 3 (S226-7)	Technical Exhibition (Virtual & Physical) and E-Posters Presentation
0900 – 1030 (Session A)	(A1) ASCI Meets NASCI Safety in Cardiovascular Imaging	(A2) Sudden Cardiac Death	(A3) Review of the Most Important Cardiac Imaging Papers Published in the Last Year	
	1030 – 1100			
1100 – 1230 (Session B)	(B1) Cardiac CT Session: Coronary Stents, Bypass Grafts, Structural, etc	(B2) HKCRRT Sponsored Satellite Symposium	(B3) Scientific Paper Presentation: BYPA Session	
1230 – 1400	Lunch		ASCI Executive Committee Meeting	
1400 – 1530 (Session C)	(C1) ASCI Meets ESCR Multi-modality Imaging in Non-ischemia Cardiomyopathies: Diagnosis and Prognosis	(C2) Imaging the Myocardial Microvasculature	(C3) Hands-on CMR Workshops: Read your First 10 Cases with the Experts	
	1530 – 1600			
1600 – 1615	Opening Ceremony			
1615 – 1715 (Session D)	(D1) Opening Plenary: Cardiac Imaging Beyond the Images			

Saturday, 25 June 2022

The programme is at Hong Kong Time (GMT+8).

Time\Venue	Room 1 (S221)	Room 2 (S224-5)	Room 3 (S226-7)	Technical Exhibition (Virtual & Physical) and E-Posters Presentation
0900 – 1030 (Session E)	(E1) ASCI Meets SCMR Imaging of Stable Chest Pain	(E2) Imaging Pre and Post Great Vessel Intervention	(E3) Case Presentation Session 1	
	1030 – 1100			
1100 – 1230 (Session F)	(F1) COVID-19 Infection and Drugs/Vaccine	(F2) Women Heart Health	(F3) Case Presentation by ASCI School Alumni	
1230 – 1400	Bayer Lunch Symposium			
1400 – 1530 (Session G)	(G1) Cardiac Arrhythmia and Heart Failure in Practice	(G2) AI Coming into Cardiology Practice	(G3) Cardiac CT Workshops: Read your First 10 Cardiac CT with the Experts	
1535 – 1615	Coffee Break / Sanofi Coffee Break Symposium			
1620 – 1720 (Session H)	(H1) Case Reading with Experts / Satellite Symposium	(H2) Janssen Satellite Symposium		

*Programme is subject to change without prior notice.



Programme-at-a-glance

Sunday, 26 June 2022

The programme is at Hong Kong Time (GMT+8).

Time\Venue	Room 1 (S221)	Room 2 (S224-5)	Room 3 (S226-7)	
0900 – 1030 (Session J)	(J1) ASCI Meets SCCT Advance Technology for Assessment of CAD	(J2) Congenital Heart Disease in Paediatric Patients and Follow-up	(J3) Scientific Paper Presentation Session 1	Technical Exhibition (Virtual & Physical) and E-Posters Presentation
1030 – 1100	Coffee Break / Rapid Fire Posters			
1100 – 1230 (Session K)	(K1) Imaging the Heart Valves: Left Sided, Right Sided and Others	(K2) Role of Imaging in Intervention for Congenital and Structural Heart Disease	(K3) Scientific Paper Presentation Session 2	
1230 – 1315	Pfizer Lunch Symposium			
1315 – 1400	ASCI General Assembly			
1400 – 1530 (Session L)	(L1) ASCI Meets EACVI Cardio-oncology and Transplant Cardiomyopathy	(L2) Technologists Session: CT Scanning and Image Processing	(L3) Echo Hands-on Workshops	
1530 – 1600	Coffee Break / Rapid Fire Posters			
1600 – 1705 (Session M)	(M1) ASCI Film Quiz			
	Closing Ceremony			
	BYP Awards & Prizes Presentation Presentation of ASCI 2023			

*Programme is subject to change without prior notice.

CME/CPD/CNE Accreditation

Colleges	Max. for Whole Function	24 Jun	25 Jun	26 Jun	Category/ Remarks
CME					
Hong Kong College of Radiologists	21	6.5	7.5	7	Cat. A
CNE (Completion of evaluation form is required for CNE accreditation.)					
Hong Kong College of Cardiology	21	7	6.5	7.5	N/A

CME/CPD credit points from other Colleges of the Hong Kong Academy of Medicine, MCHK CME Programme and Radiographers Board of Hong Kong are under application.

Physical Participation: Accreditation Desk will be set at the venue for signifying attendance.

Virtual Participation: Login and logout time will be recorded by the system for accreditation purpose. The Secretariat will send the attendance to the listed Colleges.

Please remember to register for your CME/CPD points on each day of the Congress.



Scientific Programme

Friday, 24 June 2022 (Hong Kong Time, GMT+8)

Time/Venue	Room 1 (S221)	
0900 – 1030 (Session A1)	ASCI Meets NASCI: Safety in Cardiovascular Imaging	
0900 – 0920 (A1-1)	Safety Precaution for Pacemaker and ICDs in CT and MR Scanning	Prof. Ki Seok CHOO <i>(Korea)</i>
0920 – 0940 (A1-2)	Are CT and MR Contrast Agent Safe?	Dr. Elsie NGUYEN <i>(Canada)</i>
0940 – 1000 (A1-3)	CT and MR Imaging in Pregnancy	Dr. Elsie NGUYEN <i>(Canada)</i>
1000 – 1020 (A1-4)	Medication Safety Tips in Cardiac Imaging	Prof. Bin LU <i>(China)</i>

Time/Venue	Room 2 (S224-5)	
0900-1030 (Session A2)	Sudden Cardiac Death	
0900 – 0920 (A2-1)	Myocardial Substrate Characterisation by CMR with No LGE Undergoing Catheter Ablation of VT	Dr. Pasquale SANTANGELI <i>(United States)</i>
0920 – 0940 (A2-2)	Investigation of Sudden Cardiac Death Survivors	Dr. Jo Jo SH HAI <i>(Hong Kong SAR, China)</i>
0940 – 1000 (A2-3)	Coronary Artery Anomalies and SCAD (Radiology & Cardiology Perspective)	Dr. Godwin TC LEUNG Dr. Jonan CY LEE <i>(Hong Kong SAR, China)</i>
1000 – 1020 (A2-4)	Central Role of CMR in Sudden Cardiac Death Prediction	Prof. Joseph SELVANAYAGAM <i>(Australia)</i>

Time/Venue	Room 3 (S226-7)	
0900 – 1030 (Session A3)	Review of the Most Important Cardiac Imaging Papers Published in the Last Year	
0900 – 0920 (A3-1)	Most Important Papers in CCT	Dr. Sang Il CHOI <i>(Korea)</i>
0920 – 0940 (A3-2)	Most Important Papers in CMR	Dr. Stephen CW CHEUNG <i>(Hong Kong SAR, China)</i>
0940 – 1000 (A3-3)	Most Important Papers in Echo	Prof. Liza THOMAS <i>(Australia)</i>
1000 – 1020 (A3-4)	Most Important Papers in Nuclear Cardiology	Dr. Yen-Wen WU <i>(Chinese Taipei)</i>

1030 – 1100	Coffee Break / Rapid Fire Posters	
-------------	-----------------------------------	--



Scientific Programme

Friday, 24 June 2022

Time/Venue	Room 1 (S221)	
1100 – 1230 (Session B1)	Cardiac CT Session: Coronary Stents, Bypass Grafts, Structural, etc	
1100 – 1120 (B1-1)	How Could CT Improve CABG Therapeutic Strategy	Prof. Jong-Min LEE (Korea)
1120 – 1140 (B1-2)	Coronary Stent	Prof. Yining WANG (China)
1140 – 1200 (B1-3)	CT Role in TAVI/ LAAO	Dr. Gary LIEW (Australia)
1200 – 1220 (B1-4)	How to Handle Lung Mass in CTA	Dr. Sonia HY LAM (Hong Kong SAR, China)

Time/Venue	Room 2 (S224-5)	
1100 – 1230 (Session B2)	HKCRRT Sponsored Satellite Symposium	
1100 – 1120 (B2-1)	Practice and Imaging Tips of Paediatric Cardiac MRI (Hong Kong SAR, China)	Ms. Mei Yu POON (Hong Kong SAR, China)
1120 – 1140 (B2-2)	Cardiac MRI in Oncology in Private Practice of Hong Kong SAR, China	Mr. Michael CW LIU (Hong Kong SAR, China)
1140 – 1200 (B2-3)	CT Scanning Technique and Protocol for Pre-TAVI Imaging	Mr. Edmund KY CHAN (Hong Kong SAR, China)
1200 – 1220 (B2-4)	Practical Tips of Cardiac CT in Public Sector of Hong Kong SAR, China	Mr. Ka-Hong CHAN (Hong Kong SAR, China)

Time/Venue	Room 3 (S226-7)	
1100 – 1230 (Session B3)	Scientific Paper Presentation: BYPA Session <i>Please refer to https://www.asci-2022.org/scientific-programme.html for detailed information.</i>	

1230 – 1400	Lunch / ASCI Executive Committee Meeting	
-------------	--	--

Time/Venue	Room 1 (S221)	
1400 – 1530 (Session C1)	ASCI Meets ESCR: Multi-modality Imaging in Non-ischemia Cardiomyopathies: Diagnosis and Prognosis	
1400 – 1420 (C1-1)	Echo Strain for Prognosis	Prof. Eui-Young CHOI (Korea)
1420 – 1440 (C1-2)	Parametric Mapping for Prognosis	Prof. Jean-Nicholas DACHER (France)
1440 – 1500 (C1-3)	Scar Imaging in Non-ischemic Cardiomyopathy	Dr. Elizabeth YY YOON (Korea)
1500 – 1520 (C1-4)	PET Imaging	Prof. Patrick KRUMM (Germany)



Scientific Programme


Friday, 24 June 2022

Time/Venue	Room 2 (S224-5)	
1400 – 1530 (Session C2)	Imaging the Myocardial Microvasculature	
1400 – 1420 (C2-1)	What is the Best Imaging Modality in Microvascular Dysfunction?	Dr. Carmen WS CHAN <i>(Hong Kong SAR, China)</i>
1420 – 1440 (C2-2)	Back to the Basic: T2 Map, Fast MR Techniques, & Beyond	Dr. Yiu-Cho CHUNG <i>(Hong Kong SAR, China)</i>
1440 – 1500 (C2-3)	MINOCA and INOCA	Prof. Calvin CHIN <i>(Singapore)</i>
1500 – 1520 (C2-4)	Imaging of Myocardial Ischemia VS Global Coronary Flow Reserve	Prof. Hajime SAKUMA <i>(Japan)</i>

Time/Venue	Room 3 (S226-7)	
1400 – 1530 (Session C3)	Hands-on CMR Workshops : Read your First 10 Cases with the Experts	
	Mentors: Dr. Ming-Yen NG <i>(Hong Kong SAR, China)</i> Dr. Jonan CY LEE <i>(Hong Kong SAR, China)</i> Dr. Andrew YW LI <i>(Hong Kong SAR, China)</i> <i>Separate pre-registration is required, details please refer to: https://www.asci-2022.org/workshop.html.</i>	

1530 – 1600	Coffee Break / Rapid Fire Posters
-------------	-----------------------------------

Time/Venue	Room 1 (S221)	
1600 – 1615	Opening Ceremony	

Time/Venue	Room 1 (S221)	
1615 – 1715 (Session D1)	Opening Plenary: Cardiac Imaging Beyond the Images	
1615 – 1645 (D1-1)	Big Data, Artificial Intelligence and Cardiovascular Magnetic Resonance: Applications in UK Biobank Sponsored by 	Prof. Steffen PETERSEN <i>(United Kingdom)</i>
1645 – 1715 (D1-2)	Future of Cardiac Imaging	Dr. Jonathon LEIPSIC <i>(Canada)</i>



Scientific Programme

Saturday, 25 June 2022 (Hong Kong Time, GMT+8)

Time/Venue	Room 1 (S221)	
0900 – 1030 (Session E1)	ASCI Meets SCMR: Imaging of Stable Chest Pain	
0900 – 0920 (E1-1)	CMR Perfusion for Ischemia	Dr. Dong Hyun YANG <i>(Korea)</i>
0920 – 0940 (E1-2)	Late Gadolinium Enhancement and Parametric Mapping in CAD	Dr. Sven PLEIN <i>(United Kingdom)</i>
0940 – 1000 (E1-3)	Perfusion Quantification	Dr. Andrew ARAI <i>(United States)</i>
1000 – 1020 (E1-4)	What the Guidelines Tell You About Stable Chest Pain Investigation?	Dr. Swee-Yaw TAN <i>(Singapore)</i>

Time/Venue	Room 2 (S224-5)	
0900 – 1030 (Session E2)	Imaging Pre and Post Great Vessel Intervention	
0900 – 0920 (E2-1)	Acute Aortic Intervention: A Surgeon's Perspective	Dr. Cally KL HO <i>(Hong Kong SAR, China)</i>
0920 – 0940 (E2-2)	Acute Thoracic Aortic Intervention: What Can Interventional Radiology Offer?	Dr. Sharath HOSMANE <i>(United Kingdom)</i>
0940 – 1000 (E2-3)	Post Aortic Intervention: What Happen Behind the Scenes?	Dr. Kelvin KH CHOI <i>(Hong Kong SAR, China)</i>
1000 – 1020 (E2-4)	Imaging of Chronic Thromboembolic Pulmonary Hypertension	Dr. Nicholas SCRETON <i>(United Kingdom)</i>




Time/Venue	Room 3 (S226-7)	
0900 – 1030 (Session E3)	Case Presentation Session 1 Please refer to https://www.asci-2022.org/scientific-programme.html for detailed information.	

1030 – 1100	Coffee Break / Rapid Fire Posters	
-------------	-----------------------------------	--

Time/Venue	Room 1 (S221)	
1100 – 1230 (Session F1)	COVID-19 Infection and Drugs/Vaccine	
1100 – 1120 (F1-1)	Adult Cardiac Manifestation of COVID 19 Infection	Prof. Marianna FONTANA <i>(United Kingdom)</i>
1120 – 1140 (F1-2)	COVID-19 Cardiovascular Manifestations in Children	Dr. Kanwal FAROOQI <i>(United States)</i>
1140 – 1200 (F1-3)	Vaccine Related Cardiac Conditions	Dr. Ping CHAI <i>(Singapore)</i>
1200 – 1220 (F1-4)	Antiviral and Vaccination for COVID-19 Infection, Concern from a Cardiac Patient	Prof. Ivan FN HUNG <i>(Hong Kong SAR, China)</i>

Scientific Programme


Saturday, 25 June 2022

Time/Venue	Room 2 (S224-5)	
1100 – 1230 (Session F2)	Women Heart Health	
1100 – 1120 (F2-1)	Gender Difference in CAD and How Is Reflected in the Current Guideline	Dr. Chiara BUCCIARELLI-DUCCI <i>(United Kingdom)</i>
1120 – 1140 (F2-2)	Cardiovascular Imaging and Therapeutic Strategies in Pregnancy	Prof. Rachel WALD <i>(Canada)</i>
1140 – 1200 (F2-3)	Prepartum Cardiomyopathy	Prof. Cheng Yu CHEN <i>(China)</i>
1200 – 1220 (F2-4)	CT in Acute Chest Pain	Dr. Wei-Hua YIN <i>(China)</i>
Time/Venue	Room 3 (S226-7)	
1100 – 1230 (Session F3)	Case Presentation by ASCI School Alumni	
1100 – 1120 (F3-1)	How to Select Good Research Manuscripts?	Dr. Seong Ho PARK <i>(Korea)</i>
1120 – 1140 (F3-2)	Statistics for Radiology Research	Prof. Kyunghwa HAN <i>(Korea)</i>
1140 – 1200 (F3-3)	A Young Patient with Danon Disease: Case Report	Dr. Lei ZHAO <i>(China)</i>
1200 – 1220 (F3-4)	Use of Nitrate-free Coronary CT Angiography for Detection of Coronary Spasm	Dr. Eun-Ju KANG <i>(Korea)</i>
Time/Venue	Room 1 (S221)	
1230 – 1400	Lunch Symposium <i>Sponsored by</i> 	
Time/Venue	Room 1 (S221)	
1400 – 1530 (Session G1)	Cardiac Arrhythmia and Heart Failure in Practice	
1400 – 1420 (G1-1)	HCM & Its Mimics	Dr. Rungroj KRITTAYAPHONG <i>(Thailand)</i>
1420 – 1440 (G1-2)	Role of Imaging in ARVC <i>Sponsored by</i> 	Prof. Chiara BUCCIARELLI-DUCCI <i>(United Kingdom)</i>
1440 – 1500 (G1-3)	Prognostic Role of CMR in HFrEF and HFpEF	Prof. Sanjay PRASAD <i>(United Kingdom)</i>
1500 – 1520 (G1-4)	New Standard of Care for HFrEF Patients <i>Sponsored by</i> 	Prof. Andrew COATS <i>(Australia)</i>



Scientific Programme

Saturday, 25 June 2022

Time/Venue	Room 2 (S224-5)	
1400 – 1530 (Session G2)	AI Coming into Cardiology Practice	
1400 – 1420 (G2-1)	Key Concepts in AI for Imaging	Dr. Vince VARDHANABHUTI <i>(Hong Kong SAR, China)</i>
1420 – 1440 (G2-2)	Machine Learning in Cardiovascular Radiology	Dr. Byoung Wook CHOI <i>(Korea)</i>
1440 – 1500 (G2-3)	AI and Deep Learning in CMR Reporting	Dr. Nay AUNG <i>(United Kingdom)</i>
1500 – 1520 (G2-4)	AI Assisted Image Analysis in Cardiac CT	Dr. Manish MOTWANI <i>(United Kingdom)</i>
Time/Venue	Room 3 (S226-7)	
1400 – 1530 (Session G3)	Cardiac CT Workshops: Read your First 10 Cardiac CT with the Experts	
	Mentors: Dr. Stephen CW CHEUNG <i>(Hong Kong SAR, China)</i> Dr. Kimmy KM KWOK <i>(Hong Kong SAR, China)</i> Dr. Jeffrey KT WONG <i>(Hong Kong SAR, China)</i>	
Time/Venue	Room 1 (S221)	
1535 – 1615	Coffee Break Symposium <i>Sponsored by</i> sanofi	
	Cardiovascular Imagine Diagnosis of Hypertrophic Cardiomyopathy	Prof. Liza THOMAS <i>(Australia)</i>
Time/Venue	Room 1 (S221)	
1620 – 1720 (Session H1)	Case Reading with Experts	
	Dr. Ronnie HL CHAN <i>(Hong Kong SAR, China)</i> Dr. Alison FLETCHER <i>(United Kingdom)</i> Dr. Mohammed KHANJI <i>(United Kingdom)</i> Prof. Bin LU <i>(China)</i> Prof. Ntobeko NTUSI <i>(South Africa)</i> Dr. Ming-Ting WU <i>(Chinese Taipei)</i>	
Time/Venue	Room 2 (S224-5)	
1620 – 1720 (Session H2)	Satellite Symposium <i>Sponsored by</i> Janssen 	
	Diagnosis and Assessment of Pulmonary Arterial Hypertension Using Cardiac Imaging Tests – What Can They Tell Us and How Can We Optimize Patient Outcome	Dr. Kevin KH KAM <i>(Hong Kong SAR, China)</i> Prof. Gregory SCALIA <i>(Australia)</i>



Scientific Programme


Sunday, 26 June 2022 (Hong Kong Time, GMT+8)

Time/Venue	Room 1 (S221)	
0900 – 1030 (Session J1)	ASCI Meets SCCT: Advance Technology for Assessment of CAD	
0900 – 0920 (J1-1)	Multi-energy CT: Dual Energy, Spectral and Photon Counting in the Evaluation of CAD	Dr. Prabhakar RAJIAH <i>(United States)</i>
0920 – 0940 (J1-2)	Any Thing New on CT FFR	Prof. Koen NIEMAN <i>(United States)</i>
0940 – 1000 (J1-3)	CT in Evaluation of Myocardial Fibrosis and ECV	Dr. Kakuya KITAGAWA <i>(Japan)</i>
1000 – 1020 (J1-4)	Beyond Plaque Assessment: From Fat Attenuation Index to Personalise Cardiovascular Risk Prediction	Dr. Jiayin ZHANG <i>(China)</i>

Time/Venue	Room 2 (S224-5)	
0900 – 1030 (Session J2)	Congenital Heart Disease in Paediatric Patients and Follow-up	
0900 – 0920 (J2-1)	Noninvasive Imaging for Complex RVOT Before and After Intervention	Dr. Marina HUGHES <i>(United Kingdom)</i>
0920 – 0940 (J2-2)	When CT Is the Modality of Choice of Congenital Heart Disease Imaging?	Dr. Hyun Woo GOO <i>(Korea)</i>
0940 – 1000 (J2-3)	4D Flow- Is It Ready for Clinical Use	Dr. Tarinee TANGCHAROEN <i>(Thailand)</i>
1000 – 1020 (J2-4)	Imaging Follow-up of Fontan Circulation	Dr. Hideki OTA <i>(Japan)</i>

Time/Venue	Room 3 (S226-7)	
0900 – 1030 (Session J3)	Scientific Paper Presentation Session 1 <i>Please refer to https://www.asci-2022.org/scientific-programme.html for detailed information.</i>	

1030 – 1100	Coffee Break / Rapid Fire Posters
-------------	-----------------------------------

Time/Venue	Room 1 (S221)	
1100 – 1230 (Session K1)	Imaging the Heart Valves: Left Sided, Right Sided and Others	
1100 – 1120 (K1-1)	Aortic Valve Disease	Dr. Sung Min KO <i>(Korea)</i>
1120 – 1140 (K1-2)	Mitral Valve Disease	Dr. Yui-Ming LAM <i>(Hong Kong SAR, China)</i>
1140 – 1200 (K1-3)	Imaging of Right Sided Heart Valves	Prof. Matthias GUTBERLET <i>(Germany)</i>
	Sponsored by 	



Scientific Programme

Sunday, 26 June 2022

1200 – 1220 (K1-4)	Assessment of Prosthetic Heart Valves	Dr. Dong Hyun YANG (Korea)
-----------------------	---------------------------------------	-------------------------------

Time/Venue	Room 2 (S224-5)	
-------------------	------------------------	--


1100 – 1230 (Session K2)	Role of Imaging in Intervention for Congenital and Structural Heart Disease	
-----------------------------	--	--

1100 – 1120 (K2-1)	3D Printing in for Intervention Planning	Dr. Robin HS CHEN (Hong Kong SAR, China)
1120 – 1140 (K2-2)	Role of Cardiac Imaging in Ablation Therapy: Atrial Fibrillation	Dr. Sung Ho HWANG (Korea)
1140 – 1200 (K2-3)	Catheter Based Intervention for Pulmonary Embolism: Risk and Benefit	Dr. Jen Kuang LEE (Chinese Taipei)
1200 – 1220 (K2-4)	What Is New in Percutaneous Valvular Intervention?	Dr. Simon CC LAM (Hong Kong SAR, China)

Time/Venue	Room 3 (S226-7)	
-------------------	------------------------	--

1100 – 1230 (Session K3)	Scientific Paper Presentation Session 2 <i>Please refer to https://www.asci-2022.org/scientific-programme.html for detailed information.</i>	
-----------------------------	--	--

Time/Venue	Room 1 (S221)	
-------------------	----------------------	--

1230 – 1315	Lunch Symposium <i>Sponsored by</i> 	
	The Suspicion, Detection, and Challenges in Diagnosis of ATTR Amyloidosis	Prof. Stefano PERLINI (Italy)

1315 – 1400	ASCI General Assembly	
-------------	------------------------------	--


Time/Venue	Room 1 (S221)	
-------------------	----------------------	--

1400 – 1530 (Session L1)	ASCI Meets EACVI: Cardio-oncology and Transplant Cardiomyopathy	
1400 – 1420 (L1-1)	The Role of Ejection Fraction/Global Longitudinal Strain in Guiding Therapeutic Intervention	Dr. Eric CY WONG (Hong Kong SAR, China)
1420 – 1440 (L1-2)	CMR for Early Detection of Cardio-toxicity after Chemotherapy	Dr. Gianluca PONTONE (Italy)
1440 – 1500 (L1-3)	Multimodality Imaging in Assessment of Cardiac Tumors and Masses	Dr. Ngoc-Trang NGUYEN (Vietnam)
1500 – 1520 (L1-4)	Transplant Cardiomyopathy	Dr. Jurgen DUCHENNE (Belgium)



Scientific Programme

Sunday, 26 June 2022

Time/Venue	Room 2 (S224-5)	
1400 – 1530 (Session L2)	Technologists Session: CT Scanning and Image Processing	
1400 – 1420 (L2-1)	Cardiac CT: Scanning Technique and Post-Processing	Ms. Yu Han LIN <i>(Chinese Taipei)</i>
1420 – 1440 (L2-2)	Cardiac CT with 64-row CT with New Software Using Motion Compensation and AI	Mr. Hideki SHIBATA <i>(Japan)</i>
1440 – 1500 (L2-3)	Technique in Cardiac CT Angiography and Radiation Dose Reduction Strategies	Ms. Saifhon ADMONTREE <i>(Thailand)</i>
1500 – 1520 (L2-4)	Streamlining CT Protocol <i>Sponsored by</i> 	Dr. Zhoulei LI <i>(China)</i>

Time/Venue	Room 3 (S226-7)	
1400 – 1530 (Session L3)	Echo Hands-on Workshops:	
	Mentors: Prof. Alex PW LEE <i>(Hong Kong SAR, China)</i> Dr. Kevin KH KAM <i>(Hong Kong SAR, China)</i> <i>Pre-registration for onsite hands-on session is required, details please refer to:</i> https://www.asci-2022.org/workshop.html	

1530 – 1600	Coffee Break / Rapid Fire Posters	
-------------	-----------------------------------	--

Time/Venue	Room 1 (S221)	
1600 – 1650 (Session M1)	ASCI Film Quiz	
	Ms. Priscilla CHEN <i>(Singapore)</i> Prof. Vanessa FERREIRA <i>(United Kingdom)</i> Mr. Benny LAWTON <i>(United Kingdom)</i> Dr. Jacob PANDELAKI <i>(Indonesia)</i> Dr. Lynette TEO <i>(Singapore)</i> Mr. Lawrence KC YIP <i>(Hong Kong SAR, China)</i>	

Time/Venue	Room 1 (S221)	
1650 – 1705	Closing Ceremony BYP Awards and Prizes Presentation Presentation of ASCI 2023	

Programme is subject to change without prior notice.

Registration

Registration is available only through Online



<https://bit.ly/3hFm2qa>

Become an ASCI member to enjoy a reduced registration fee of USD 50 and all the membership benefit. Find more details at <https://bit.ly/3IOCaS9>.

Registration Fee

SAME registration fee for physical and virtual participation.

Registration Deadline	Full Registration (From 1 to 31 May 2022)		On-Site Registration (From 1 June 2022)	
	ASCI / HKCR / HKCC Member	Non-Member	ASCI / HKCR / HKCC Member	Non-Member
Radiologists / Cardiologists / Other Physicians	HKD 1,950 (USD 250)	HKD 2,340 (USD 300)	HKD 2,340 (USD 300)	HKD 2,730 (USD 350)
Nurses / Allied Health Professionals / Radiographers / Physicists / Exhibitors	HKD 1,170 (USD 150)	HKD 1,560 (USD 200)	HKD 1,560 (USD 200)	HKD 1,950 (USD 250)
Others	HKD 2,340 (USD 300)	HKD 2,730 (USD 350)	HKD 2,730 (USD 350)	HKD 3,120 (USD 400)
HKCRRT Members / Local Trainees / Interns / Students	HKD 780 (USD 100)			

The payment of registration fee is processed in Hong Kong Dollar (HKD). United States Dollar (USD) is for reference only.

- The Main Congress will be held physically at the Hong Kong Convention & Exhibition Centre.
- Capacity for physical participation is limited due to the Prevention and Control of Disease (Prohibition on Group Gathering) Regulation of the HKSAR Government. Physical attendance will be confirmed on a first come, first served basis.
- In case of changing Government's regulation under a worsen COVID-19 situation, the organiser reserves the right to change confirmed physical registrations into virtual participation. Final decision will be announced when closer to the Congress.

Please refer to the registration entitlements and other terms and conditions at:
<https://www.asci-2022.org/registration.html>



Congress Information

Venue for Physical Participation

Meeting Rooms S221 – S230
Hong Kong Convention and Exhibition Centre (HKCEC)

1 Expo Drive, Wanchai, Hong Kong
(Please use Harbour Road Entrance)
(Visitors are required to follow the access control and preventive measures in response to COVID-19, please visit: <https://www.hkcec.com/en/preventive-measures-response-covid-19>)

Registration Opening Hours

0830-1700 daily from 24 to 26 June 2022
(Fri – Sun).



Virtual Congress Login Instruction

Virtual participants will receive a personalised login instruction by email closer to the Congress to access the Virtual Platform.

Virtual & Physical Technical Exhibition

Virtual Exhibition will be opened from 24 June to 23 July 2022 and Physical Exhibition will be held at HKCEC on 24-26 June, to show case new product innovations and the latest technologies from our industry partners.

Certificate of Attendance

Evaluation will be sent to all attendees after the Congress, on or before 6 July 2022. E-Certificate of attendance will be sent by email to those who filled out the Evaluation.

Letter of Invitation

The Congress Secretariat will send a letter of invitation by email to participant to attend the Congress upon request. This invitation is intended to facilitate the participant to apply leave or travel arrangement / and does not imply the provision of any financial or other support.

Travelling to Hong Kong

Hong Kong is taking rigorous action in various areas to contain the spread of COVID-19. To learn more about the latest conditions imposed on inbound travellers and the latest developments about COVID-19 in Hong Kong, please visit www.coronavirus.gov.hk.

Liability

The organisers will not be liable for personal accidents, or any loss or damage of private property during the Congress. Participants should make their own arrangements with respect to personal insurance.

Disclaimer

Whilst every attempt will be made to ensure that all aspects of the Congress announced will take place as scheduled, the Organiser reserves the right to make last minute changes should the need arise.

Acknowledgment

The Organising Committee of ASCI 2022 gratefully acknowledges the following companies / organisations for their support and contributions (as at date of printing):

Platinum Sponsor



Bayer

Gold Sponsor



Pfizer Corporation Hong Kong Limited

Silver Sponsors



Sanofi Hong Kong Limited



Janssen, a division of Johnson & Johnson



Amgen Hong Kong Limited



AstraZeneca Hong Kong Limited



Circle Cardiovascular Imaging

Bronze Sponsors



Pacific Medical Systems Ltd



Philips Electronics
Hong Kong Limited



Servier Hong Kong Limited



Medtronic Hong Kong
Medical Ltd.

Sponsors



Organon Hong Kong Limited



Phantomics



Siemens Healthcare Ltd.



OrbusNeich Medical
Company Ltd.



Abbott
Abbott Medical (HK) Limited



Biosensors Intervention
Technologies HK Limited



Boehringer Ingelheim
(Hong Kong) Limited



GE Healthcare



Viatis Healthcare Hong Kong Limited



15th Congress of Asian Society of Cardiovascular Imaging

第十五屆亞洲心臟血管影像國際學術研討會

An event of



Asian Society of Cardiovascular Imaging

Organised by



Hong Kong College of Radiologists



Hong Kong College of Cardiology

In collaboration with:



European Association of Cardiovascular Imaging



European Society of Cardiac Radiology



North American Society for Cardiovascular Imaging



Society for Cardiovascular Magnetic Resonance



Society of Cardiovascular Computed Tomography

Supporting Organisations



HKU Med
LKS Faculty of Medicine
The University of Hong Kong
香港大學醫學院



Contact Us

ASCI 2022 Congress Secretariat

c/o International Conference Consultants Ltd

Office address: Unit C-D, 17/F, Max Share Centre, 373 King's Road, North Point, Hong Kong

Tel: (852) 2559 9973

Email: info@asci-2022.org