

# CoR Newsletter

Issue 3  
December 2022



## College of Radiology Office Bearers 2022 - 2024

### President

*Prof Dr Norlisah Mohd Ramli*

### Immediate Past President

*Dr Amir Fuad Hussain*

### Vice President-Oncology

*Dr Mastura Md Yusof*

### Vice President-Nuclear Medicine

*Prof Dr Subapriya Suppiah*

### Vice President-Radiodiagnosis

*Dr Naveen Rajadurai*

### Honorary Secretary

*Dr Shantini A. Arasaratnam*

### Honorary Treasurer

*Dr Sivakumaran Karupayah*

### Elected Council Member

*Dr Thajunnisa Hassan Mohd*

### Elected Council Member

*Prof Dr Kartini Rahmat*

### Elected Council Member

*Dr Umarani Ranjini Sivarajan*

### Elected Council Member

*Dr Eric Chung*

## College of Radiology Special Interest Groups (SIGs)

### Co-opted Council Member

*SIG Neuroradiology*

*Prof Dr Shahizon Azura Mohamed*

*Mukari*

### Co-opted Council Member

*SIG Molecular Imaging*

*Dr Farhana Fadzli*

### Co-opted Council Member

*SIG Breast Imaging*

*Dr Vijayalakshmi Krishnapillai*



**Editor's Note** (Prof Dr Norlisah Mohd Ramli)

Asalamualaikum and a Good Day to my colleagues.

Our appreciation and thanks to the contributors of our past Issue 2 - Jun 2022: Assoc Prof Dr Hilwati Hashim and Dr Farhana Fadzli for their articles and informative updates.

CoR Newsletter will be published three times per year beginning in 2023. Our goal is for it to be 'by our members for our members'. It will highlight CoR events and activities, educational case series, stories and achievements of our members, and sharing of knowledge - enabling us to be closer together as a community.

Members are welcome to contribute articles suitable for **CoR Newsletter**. Please submit to [secretariat@radiologymalaysia.org](mailto:secretariat@radiologymalaysia.org) - for appropriateness, only articles vetted and approved by the editor will be published.

With the closing of 2022, a very challenging year for many people worldwide, be it facing the Covid-19 situation or other dire situations, we hope the new year comes bearing kinder and brighter offerings.

A happy, prosperous and healthy new year 2023 to everyone - may we look forward positively and appreciatively to all the good things that life may bring us and the courage and fortitude when faced with adversity. Keep the faith!

We now come to our current Issue 3 – Jul to Dec 2022 of the **CoR Newsletter**. For your reading pleasure, this issue brings you articles on "ESR Meets Malaysia at ECR 2022", "KCR Meets Malaysia at KCR 2022 & AOCR 2022", "Seminar on Neuroimaging in Epilepsy" and "International Diagnostic Course Davos (IDKD)".

Take care and stay safe!

\*\*\*\*\*

*Co-opted Council Member  
SIG Interventional Radiology  
Dr Nur Adura Yaakup*

*Co-opted Council Member  
SIG Cardiac Imaging  
Dr Noor Khairiah A. Karim*

*Co-opted Council Member  
SIG Body Imaging  
Dr Zaharudin Haron*

*Co-opted Council Member  
SIG Musculoskeletal Imaging  
Dr Maizatul Jammy Mahmood*

*Co-opted Council Member  
SIG Paediatric Imaging  
Dr Hasyma Abu Hassan*

*Co-opted Council Member  
SIG Chest Imaging  
Dr Zuhani Abdul Hamid*

*Co-opted Council Member  
Head of Services-MOH  
Dr Norzaini Rose Mohd Zain*

#### **CoR Newsletter Editorial Team**

*Editor:  
Prof Dr Norlisah Mohd Ramli*

*Editorial Assistant:  
Ms. Lesley Whitelaw*

## **ESR (European Society of Radiology) Meets Malaysia in conjunction with ECR (European Congress of Radiology) 2022**

*Article contributed by:*

*Dr Farhana Fadzli  
Molecular Imaging Special Interest Group, College of Radiology*

### **A historical 2022 landmark for CoR & the Malaysian radiology fraternity**

ESR Meets Malaysia, which was held in conjunction with the ECR 2022 on 13-17 July 2022 in Vienna, Austria, has placed the College of Radiology (CoR) and the Malaysian radiology fraternity in a 2022 historical landmark. Malaysia was selected to be one of the three countries to be featured during the onsite ECR 2022 that was held at the Austria Centre, the largest conference centre in Austria, which can accommodate up to 22000 people at a time.

Malaysia was provided a booth at the famous Summer Lounge between Ukraine and Netherlands. A team from the COR, headed by Prof Dr Norlisah Mohd Ramli, created beautiful images of Malaysia for the booth. COR, MyRAD (Malaysian Society of Radiologists) and MyCEB (Malaysia Convention & Exhibition Bureau) contributed towards the handmade Malaysian fans and samples of Batik designs ready to paint, which were snapped up very quickly by the visitors to the booth. Brochures detailing Malaysian tourism were also handed out. The Malaysian contingent took the opportunity to highlight the College of Radiology and Malaysian Radiological Practices. A few substantive networks amongst the Radiological fraternity and industrial partners were established.

The ECR publicity cam crew did a live interview with Prof Dr Norlisah Mohd Ramli and Dr Farhana Fadzli, which was available for all conference attendees to view. An exciting variety of questions were asked, focusing on how Malaysia fared in combat with the global pandemic, the training of radiologists, and the current state of radiology in Malaysia.

The highlight of the ESR meets Malaysia was the hour-long session conferred by ESR to the Malaysian contingent. Four Malaysian radiologists were allowed to speak in a session moderated by Dr Andrea Rockall from London, United Kingdom, and Prof Dr Norlisah. Dr Rockall is a world-renowned genitourinary radiologist from Imperial College London and 2<sup>nd</sup> Vice-President of the ESR. It was indeed an honour to have her moderate this session, attended by radiologists around the globe. In addition, Dr Evelyn Ho, the current President of the Asian Oceanian Society of Radiology, also graced the event with her presence.

After a brief introduction by Dr Rockall, Prof Dr Norlisah gave an enlightening presentation about inter-society relationships and the state of radiology in Malaysia post-COVID-19. She introduced Malaysia and Malaysian radiologists to the world via the stage of ECR and outlined their contributions to the international radiology fraternity.

The following lecture was by Dr Aida Abdul Aziz, a Consultant Thoracic Radiologist from Hospital Sungai Buloh, who concentrated on how radiologists all over Malaysia met the demands of clinicians' expectations in the battle against COVID-19. She outlined the struggles that the Malaysian government and healthcare went through during the pandemic and how Malaysian radiologists used evidence-based guidelines from other countries to overcome the trials and tribulations of COVID-19.

This was followed by a talk by Dr Eric Chung, interventional radiology fellow from University Malaya Medical Centre, on his alternate skill set in assisting the national vaccination programme. Dr Eric was in a unique position to help with providing vaccinations to the population in Malaysia using his unique knowledge of Computer Science, a degree not commonly held by radiologists in Malaysia.

### **ESR meets MALAYSIA**

Prof Dr Kartini Rahmat, Breast and Neuroradiologist from University Malaya Medical Centre, delivered the final. Still, no less riveting lecture focused on the impact of the COVID-19 pandemic on breast cancer care and Malaysian radiological perspectives. Attendees were made aware of how oncological diagnosis and management were delayed during the numerous lockdowns in Malaysia during the pandemic and the steps taken to accelerate the necessary processes for the patients as soon as possible and safely.

Dr Rockall delivered closing comments and presented a certificate for the College of Radiology in recognition of this joint scientific session and the outstanding contributions of Malaysian radiologists to the ESR. Prof Dr Norlisah gratefully accepted this certificate on behalf of COR.

ESR meets Malaysia was a memorable event for all who attended on-site and viewed it online, especially as this is a defining moment in which Malaysian radiologists took centre stage in a truly international conference. It is hoped that this encourages more Malaysian radiologists to attend ECR, a conference packed with the scientific discussion of the latest and greatest in radiology. Furthermore, Vienna is a beautiful city steeped in tradition and history and is well worth a visit for all Malaysians.



\*\*\*\*\*



# ASIAN OCEANIAN CONGRESS OF RADIOLOGY (AOCR 2022) & KOREAN CONGRESS OF RADIOLOGY (KCR 2022)

*Article contributed by:*

*Prof Dr Norlisah Mohd Ramli,*

*Faculty of Medicine, Universiti Malaya  
President, College of Radiology, AMM*

*Assoc Prof Dr Hilwati Hashim,*

*Faculty of Medicine, Universiti Teknologi MARA  
Head, Neuroradiology & Head & Neck Special Interest Group, CoR*

2022 is a historic year for the Malaysian radiology fraternity and College of Radiology (CoR) as Malaysia was selected to be one of the countries to be featured in the 20th Asian Oceanian Congress of Radiology in conjunction with the 78th Annual Meeting of the Korean Society of Radiology (AOCR 2022 & KCR 2022) in a session named KCR meets Malaysia. This conference was an annual event held at the Coex, Seoul, Korea, in September 2022.

---

## ***Yet another historical 2022 for CoR & the Malaysian radiology fraternity***

---

During the conference, a business meeting was held between CoR and the Korean Society of Radiology (KSR). CoR was represented by Prof Norlisah Ramli (President of CoR), Dr Norzaini Rose (Consultant Neuroradiologist from Kuala Lumpur General Hospital) and Assoc Prof Dr Hilwati (Neuroradiologist from University Teknologi MARA).

KSR was represented by Prof Jeong Min Lee (President), Seung Eun Jung (Honorary Secretary), Jin Young Choi (Chair, Scientific Committee), Whal Lee (Chair, International Liaison Committee), Kyongmin Beck (Secretary, International Liaison Committee), Su Min Ha (Member, International Liaison Committee). The agendas discussed during the meeting were on Friendship Symposium, International Membership and Fellowship Programs.

The highlight of the KCR meets Malaysia was a 3-hour conjoint session on Prerequisites for Neuroradiology Practice conferred by the Korean Society of Radiology (KSR) to the Malaysian contingent. The session was moderated by Prof Dr Norlisah Ramli from Malaysia and Dr Ji Eun Park from Korea. The session started with a welcome address by KSR President Prof Jeong Min Lee. This was followed by a welcome address by CoR president, Prof Norlisah Ramli, who talked about inter-society relationships and the state of neuro radiology in Malaysia.

Malaysia and our Malaysian neuroradiologist's contributions to the international radiology fraternity were introduced to KCR. Two Malaysian speakers, Dr Norzaini Rose and Assoc Prof Dr Hilwati were also invited. Dr Norzaini Rose lectured on Infectious Disorders in Central Nervous System whilst Assoc. Prof. Dr Hilwati Hashim talked about Ischemic Brain Diseases: From Infarction to Brain Death. Three speakers from KSR then delivered their lectures on Dementia Imaging, Perfusion Imaging and CSF Flow dynamics.

During the business meeting and the conjoint session, we distributed Batik Hand Fans and Batik DIY painting sets from Malaysia to other delegates.

The hospitality of our Korean hosts was second to none. A Welcome Reception was held on day 1. On day 2, the faculty members were treated to a beautiful Presidential Dinner at Aston House, Grand Walkerhill, Seoul. On day 4, a grand Congress Banquet was held for faculty members and delegates with tickets at the ballroom of Intercontinental Hotel, Coexm Seoul. A well-equipped lounge was provided for the comfort of Faculty members. Faculty members also enjoyed the complimentary professional mini studio provided onsite for speakers to take their professional photos. Throughout the event, as well as the dinners, Halal food was provided for Muslim delegates.

---

### ***KCR meets MALAYSIA***

---

KCR meets Malaysia was a memorable event for all who attended on-site and viewed it online, especially as this is a defining moment in which Malaysian radiologists took centre stage in a truly international conference. It is hoped that this encourages more Malaysian radiologists to attend KCR, a conference packed with the scientific discussion of the latest and greatest in radiology. Furthermore, Seoul is a beautiful city steeped in tradition and history and is well worth a visit for all Malaysians.

We want to thank CoR and KSR for giving us this golden opportunity. We hope that what we have established amongst the Radiological fraternity and industrial partners will continue.



\*\*\*\*\*

## Seminar on Neuroimaging in Epilepsy

Article contributed by:

Assoc Prof Dr Hilwati Hashim

Faculty of Medicine, Universiti Teknologi MARA

Head, Neuroradiology Special Interest Group,

College of Radiology (tenure: 2021 - Aug 2022)

After 2 years of the Movement Control Order imposed by our government to curb the Covid 19 pandemic, our country has entered the endemic phase. As a result, the previous rules and regulations regarding meetings and social gatherings have been lifted. Following this, CoR conducted General Meeting (AGM) 2022 face-to-face with the delight of the committee and members. As part of the AGM, the Neuroradiology, Head & Neck Special Interest Group (SIG) has organised a half-day seminar on 11<sup>th</sup> June 2022 from 8.30 am to 1.00 pm at Hilton Hotel, Petaling Jaya.

### **A Half-Day Seminar on Neuroimaging in Epilepsy in conjunction with CoR AGM 2022**

For the last few years, Neuroradiology SIG has organised and participated in seminars and conferences covering various topics such as infarcts, CNS tumours and demyelination. However, we realised that Epilepsy has not been under the same spotlight as the



other topics. So, recognising that Epilepsy was part of the bread-and-butter work of Neuroimaging and commonly reported even by General radiologists, we dedicated this half-day seminar solely to this. The four hours webinar was moderated by Assoc Prof Dr Hilwati Hashim, a Neuroradiologist from UiTM who also is the current Head of Neuroradiology, Head & Neck SIG. It was a multidisciplinary seminar where participants listened to Neurologists, neurosurgeons, and Paediatric and Adult neuroradiologists share their knowledge and latest update.


The speakers were:

Dr Ong Tien Lee, a Neurologist from Hosp Sg Buloh, covered the topic of Seizures: What Clinicians Want To Know; Mr Saiful Azli Bin Mat Nayan, a Neurosurgeon from Hosp Sg Buloh, covered the topic of Neurosurgical Treatment For Epilepsy; A/P Dr Hasyma Abu Hassan, a Paediatric Radiologist who is also the current Head Of Paediatric Radiology SIG, from Universiti Putra Malaysia covered the topic of Neuroimaging Of Seizures In Paediatric; Prof. Kartini Rahmat, a Neuroradiologist who is also a CoR Council Member, from Universiti Malaya covered the topic of Neuroimaging Of Seizures In Adult; Prof Norlisah Mohd Ramli, a Neuroradiologist who is also the current President of CoR, from Universiti Malaya covered the topic of How To Improve MRI Performance For Epilepsy In Negative MRI.

The success of this event was also due to support from our Industry Partner, DCH Auriga Malaysia. A talk entitled Issues and Challenges in the Use of Low Osmolar Contrast Media (LOCM) was given by Dr Mohd Najib bin Jaafar, Radiologist from Universiti Kebangsaan Malaysia.

After the lunch break, the day continued with the AGM for the College of Radiology. As this was the first face-to-face seminar organised by CoR after two years, the response from participants was excellent. Everyone was excited to update their knowledge, meet their colleagues in person, and socialise over coffee and lunch. It became a mini-reunion for most participants.

I sincerely appreciate my speakers for their cooperation and commitment and for making my job as an organiser easy. Thank you to the Secretariat at the College of Radiology for their support and commitment. Finally, thank you to the CoR Council, particularly the President, Prof. Norlisah Mohd Ramli, for their trust in the SIGs and opening the door for us to organise such an event.



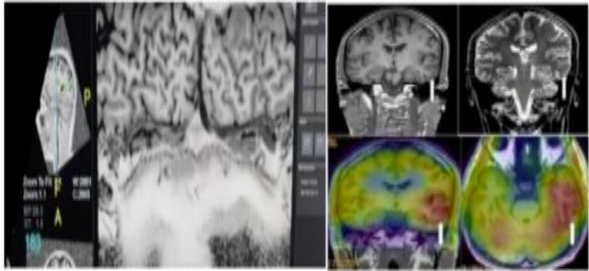
**COLLEGE OF RADIOLOGY**  
Academy of Medicine of Malaysia

## NEUROIMAGING IN EPILEPSY

In conjunction with the College of Radiology Annual General Meeting 2022, the Neuroradiology, Head & Neck Special Interest Group (SIG) is honoured to organise a half-day seminar on "Neuroimaging in Epilepsy".

For the last few years, Neuroradiology SIG has organised and participated in seminars and conferences which have covered various topics such as infarcts, CNS tumours and demyelination to name a few. However, we realised that Epilepsy has not been under the same spot light as the other topics. Recognising that Epilepsy is part of the bread-and-butter work of Neuroimaging and commonly reported even by General Radiologist, we have dedicated this half-day seminar solely on this. This is a multidisciplinary seminar where we will listen to the Neurologist, Neurosurgeon, Paediatric and Adult Neuroradiologists share their knowledge and latest update with us.

Come join us!



**DATE** : 11 JUNE 2022

**DAY** : SATURDAY

**TIME** : 9.00AM TO 1.00PM

**VENUE** : KRISTAL BALLROOM 1  
HILTON HOTEL  
PETALING JAYA

**REGISTRATION FEE:**

RM 100 (MEMBER)

RM 250 (NON-MEMBER)

**LIMITED SEATS!**

PLACES SUBJECT TO AVAILABILITY

PLEASE WHATSAPP LESLEY  
012-2826208  
FOR REGISTRATION FORM



Top Photo: Participants listening attentively to the lectures



Speakers:

Top L to R: Dr Najib (UKM), A/P Dr Hilwati (Chairperson-UiTM), A/P Dr Hasyma (UPM), Prof Norlisah (UM)

Bottom L to R: Prof Kartini (UM), Mr Saiful (Hosp Sg Buloh), Dr Ong (Hosp Sg Buloh)

\*\*\*\*\*

## IDKD SINGAPORE 2022

Article contributed by:

Assoc Prof Dr Hilwati Hashim

Faculty of Medicine, Universiti Teknologi MARA  
Head, Neuroradiology Special Interest Group,  
College of Radiology (tenure: 2021 - Aug 2022)

### International Diagnostic Course Davos

The IDKD - International Diagnostic Course Davos - is one of the world's leading post-graduate state-of-the-art educational courses in diagnostic radiology. Originating in Davos, Switzerland, it is in its 52nd year and has had daughter courses in Greece, Brazil, Asia (Hong Kong and Beijing), and now Singapore.

Through an Educational Grant provided by Medi-Diagnostic Solution (M) Sdn Bhd on behalf of Guerbet Asia Pacific, the College of Radiology was able to send four representatives to participate:

Dr Sivakumaran Karupayah - CoR Honorary Treasurer  
Assoc. Prof. Dr Hilwati Hashim - SIG Neuroradiology  
Assoc. Prof. Dr Hasyima Hassan - SIG Paediatric  
Dr Zaharudin Haron - SIG Body Imaging.

IDKD Singapore 2022 was organised by the Foundation for the Advancement of Education in Medical Radiology in collaboration with the Department of Diagnostic Radiology, Yong Loo Lin School of Medicine, the National University of Singapore, at the Shaw Foundation Alumni House, Singapore, on 27<sup>th</sup> – 29<sup>th</sup> May 2022. With this year's theme on Body Oncology, IDKD Faculty and leading medical imaging experts delivered an exciting course comprising 14 workshops. The workshops covered every organ based in Oncology, incl, using Brain, Head & Neck, Thoracic, Liver, Pancreatico-Biliary, Upper and Lower GI, Peritoneum, Renal and Adrenal, Urogenital Tract and Musculoskeletal System.

Using an interactive and case-based approach conducted in small groups, the Faculty members made the course exciting, with participants always looking forward to the next workshop. Participants learned to improve their reading skills, differential diagnosis, improve their imaging techniques at work and apply what they have learned to their clinical practice. Radiology experts also gave four lectures on updates in Oncology Imaging. Participants were also given access to the online content for IDKD, which contained some lecture materials and images of the cases being discussed. This allowed the participants to review the contents again after the course. This is particularly useful if we encounter similar cases in our practice, and we can refer to the online content to help us.

We want to thank Medi-Diagnostic Solution (M) Sdn Bhd on behalf of Guerbet Asia Pacific for their generous Education Grant and the College of Radiology for allowing us to attend the course. After 2 years of the pandemic, which only allowed for virtual workshops and events, it was certainly refreshing to meet our colleagues and build rapport with our counterparts in Asia face-to-face without the barrier of computer screens.

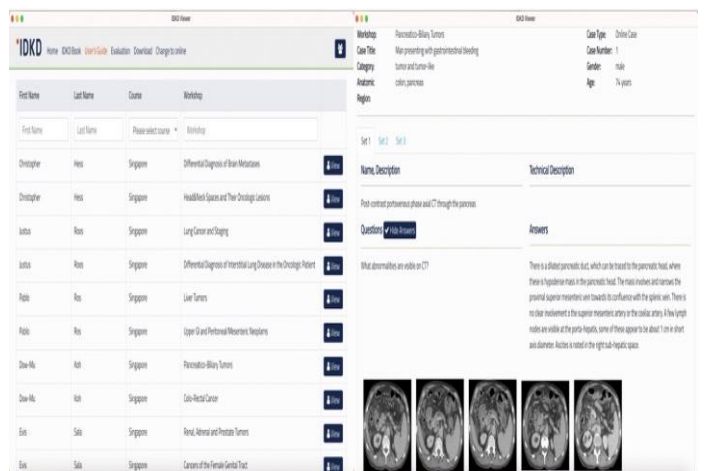
Although technology has allowed us to keep up with our Continuous Medical Education (CME) via the virtual manner in the past 2 years, in my opinion, it still cannot replace the "traditional" method of teaching, which is a face-to-face interaction between student and teacher. With the transition from the pandemic to the endemic phase of Covid 19 in this country, we look forward to a more physical conference within and outside the country. Thank you.



Some of the participants were from Malaysia. They were left to right: Dr Nadia (UM), A/P Dr Hasyima (UPM/CoR), Dr Emily (UM), A/P. Dr. Hilwati (UiTM/CoR), Dr. Zaharudin (IKN/CoR), Dr. Fariq (Al-Islan Specialist Hospital), Dr. Asokan (Pantai Hospital)



Left to right: Mr Shawal (Medi-Diagnostic / Guerbet), A/P. Dr Hilwati (UiTM/CoR), A/P. Dr Hasyima (UPM/CoR)



Online access to cases and discussions is provided for participants.

\*\*\*\*\*