

# CoR Newsletter

Issue  
Dec 2024

 COLLEGE OF  
RADIOLOGY  
Academy of Medicine of Malaysia

 MYRAD  
MALAYSIAN SOCIETY OF RADIOLOGISTS  
Enhancing Radiology • Elevating Learning

## College of Radiology Office Bearers 2022 - 2025

*President*

*Prof Dr Norlisah Mohd Ramli*

*Immediate Past President*

*Dr Amir Fuad Hussain*

*Vice President-Radiodiagnosis*

*Dr Naveen Rajadurai*

*Vice President-Oncology*

*Dr Mastura Md Yusof*

*Vice President-Nuclear Medicine*

*Prof Dr Subapriya Suppiah*

*Honorary Secretary*

*Dr Shantini A. Arasaratnam*

*Honorary Treasurer*

*Dr Sivakumaran Karupayah*

*Elected Council Member*

*Dr Thajunnisa Hassan Mohd*

*Elected Council Member*

*Prof Dr Kartini Rahmat*

*Elected Council Member*

*Dr Umarani Ranjini Sivarajan*

*Elected Council Member*

*Dr Eric Chung*

## College of Radiology

### Special Interest Groups (SIGs)

*Co-opted Council Member*

*SIG Neuroradiology*

*Prof Dr Shahizon Azura Mohamed  
Mukari*

*Co-opted Council Member*

*SIG Molecular Imaging*

*Assoc Prof Dr Farhana Fadzli*

*Co-opted Council Member*

*SIG Breast Imaging*

*Dr Vijayalakshmi Krishnapillai*



**Editor's Note** (Prof Dr Norlisah Mohd Ramli)

Assalamualaikum and a Good Day to my colleagues.

Our appreciation and thanks to the contributors of our past Issue – May 2024, Dr Khairulanuar Saad, Assoc Prof Datin Dr Shahizon Azura Mohamed Mukari, Datin Dr Zuhanis Abdul Hamid, Assoc Prof Dr Farhana Fadzli, Dr Soon Yuet Yu, Assoc Prof Dr Noor Khairiah A. Karim, Dr Divann Esvaran, Assoc Prof Dr Thajunnisa Hassan Mohd, Prof Dr Norlisah Mohd Ramli, Assoc Prof Dr Hasyma Abu Hassan and Dr Mohd Khairul Awang.

Members are welcome to contribute articles suitable for the **CoR Newsletter**. Please submit to [secretariat@collegeofradiology.org](mailto:secretariat@collegeofradiology.org) For appropriateness, only articles vetted and approved by the editor will be published.

This December 2024 issue of the CoR Newsletter showcases a write-up on the 6<sup>th</sup> Asian Radiology Summit, SIG Body Imaging Webinar, SIG Breast Imaging Webinar, SIG Neuroradiology Webinar and SIG Paediatric Imaging Webinar.

As we embark into the brand new 2025, let us hope and pray that it will be a good year, work-wise or on the personal side, peace and harmony, love and joy, prosperity and good health – all the trimmings for a decently good and safe year.

I wish you the best in all your endeavours – Happy New Year 2025!

Enjoy the newsletter. Take care, Everyone!

Co-opted Council Member  
SIG Interventional Radiology  
Dr Nur Adura Yaakup

Co-opted Council Member  
SIG Cardiac Imaging  
Dr Noor Khairiah A. Karim

Co-opted Council Member  
SIG Body Imaging  
Dr Soon Yuet Yu

Co-opted Council Member  
SIG Musculoskeletal Imaging  
Dr Anuradha Janardhanan

Co-opted Council Member  
SIG Paediatric Imaging  
Dr Hasyma Abu Hassan

Co-opted Council Member  
SIG Chest Imaging  
Datin Dr Zuharis Abdul Hamid

Co-opted Council Member  
Head of Radiology Service-MOH  
Dr Norzaini Rose Mohd Zain

#### CoR Newsletter Editorial Team

Editor:  
Prof. Dr Norlisah Mohd Ramli

Editorial Assistant:  
Ms. Lesley Whitelaw

## THE 6<sup>TH</sup> ASIAN RADIOLOGY SUMMIT

Article contributed by: Dr Sivakumaran Karupayah

Honorary Treasurer, CoR & MyRad

The Japan Radiological Society (JRS) held its 83rd Annual Meeting between 11th and 14th April 2024 at the Yokohama Bay Hotel Tokyu, Yokohama, Japan.

The theme for their meeting was ***“Leading an Era of Transformation”***

In conjunction with this meeting, the 6<sup>th</sup> Asian Radiology Summit (ARS) was also held on the 12<sup>th</sup> of April 2024.

COR was invited to present a talk on the theme ***“The Diagnostic Reference Level (DRL), ‘Asia Safe’ - Current Situation in Asian Countries”***

It was an honour to be able to represent CoR and Malaysia and to share my presentation at this event.

An invitation was extended to the Presidential Dinner on April 11th. The dinner was a grand event officiated by the President of the JRS, Shigeki Aoki, MD, PhD.

The delegates and guests were entertained by the renowned Taro Hakase and his team at a special concert. It was a fantabulous, colourful night of soulful music and entertainment.

---

**JRS**  
***“Leading an Era of Transformation”***

---



The following day, 12th of April, the 6th ARS was officiated by the Chair of the JRS Radiation Safety Committee, Prof Kazuo Awai.

The JRS International Liaison Committee moderated the DRL meeting, which consisted of Kei Yamada, Yashiho Ueno, and Mariko Kawamura.

The countries that participated were (in alphabetical order) -Bangladesh, Hong Kong, India, Indonesia, Japan,

Kazakhstan, Korea, Malaysia, Mongolia, Nepal, Philippines, Taiwan, Thailand and Vietnam.



I presented our DRL study in Malaysia. The presentation provided an introduction to Malaysia's involvement with the United Nations (UNSCEAR) and how our Ministry of Health Malaysia (MOH) is the liaison Ministry to UNSCEAR.

Further, the presentation elaborated on the beginning of our DRL journey, undertaken by our seniors during 1993-1995. A paper was published in the BJR (71) (1998)-654-660 by Prof K.H. NG.

In addition, the presentation emphasised and shared the methodology and the Malaysian approach to the DRL.

I concluded the presentation by proudly mentioning that Malaysia has progressed to the third survey, 2022-2024, a feat few Asian countries have achieved.

All the participants presented and a round-table discussion followed. Everyone shared their views and difficulties faced in their respective countries.



Emeritus Professor Kwan Hoong Ng was given the honour to present a special lecture titled “*Optimisation in the Use of Ionizing Radiation in Medicine*”

At the end of the presentation and fruitful discussion, the President and the Chair thanked everyone for actively participating in this summit.

The President of JRS then invited us to attend the official opening ceremony of the Congress. It was a traditional opening ceremony, and local artists entertained us with their skills.



The President then led our entourage to a walkabout tour of the Conference Exhibition Hall.

It was a large exhibition hall with hundreds of exhibitors showing and explaining their latest machines and technologies.



The ARS was concluded with the International Network Dinner.

It was an excellent opportunity to network with the experts, share thoughts, and further improve the DRL in each country.



I thank the President of the JRS and his committee for inviting CoR / Malaysia to this summit and for the wonderful hospitality they showed me during my stay.

I would like to express my gratitude to the President of CoR & MyRad, Prof Norlisah Mohd Ramli, and the Council for trusting me with this wonderful task and responsibility.

\*\*\*\*\*

**SIG BODY IMAGING WEBINAR**  
held on 12 October 2024 on Zoom Platform

Article contributed by: **Dr Soon Yuet Yu**  
Organizing Chairperson

**SIG BODY IMAGING WEBINAR**

“Imaging of Liver  
And  
Biliary Tract.”

SIG Body Imaging Webinar was successfully held on October 12, 2024, with the theme “Imaging of Liver and Biliary Tract.”


This webinar stressed the imaging features of liver and biliary tract pathologies ranging from benign to malignant conditions and educated the participants on the usefulness of using liver-specific contrast agents in magnetic resonance imaging.

As the organising chairperson, Dr. Soon delivered a short opening speech and moderated the webinar. This time, we had more than 300 participants.

Our 6 expert speakers covered topics such as benign and malignant liver pathologies in paediatrics and adults, cholangiocarcinoma and hepatocellular carcinoma imaging, and imaging in post-transarterial intervention in liver metastases.

Our sponsor, Bayer, also engaged a knowledgeable speaker from Singapore who shared his experience using liver-specific contrast medium in liver imaging.

We had short interactive Q&A sessions in between and because we were overwhelmed with questions, the speakers were very sporting to attend to these questions as the webinar lectures were ongoing.



Time	Lecture Topic	Speaker
2.00- 2.05 pm	Opening Address and Welcome Speech	Dr Soon Yuet Yu (Moderator)
2.05- 2.40 pm	Detection of Benign Liver Lesions	Dr. Sarah binti Yaziz
2.40- 3.15 pm	Benign and Malignant liver lesions in Paediatrics	Dr. Adi Afiq bin Md Anour
3.15- 3.50pm	Cholangiocarcinoma Imaging	Dr. Ani Darwina binti Abd Halim
3.50- 4.10 pm	Q & A (Session 1)	
4.10- 4.30 pm	Approach to Focal Liver Lesion	Dr. Low Hsien Min (Bayer Co (Malaysia) Sdn Bhd)
4.30- 5.05 pm	Imaging Diagnosis of Hepatocellular Carcinoma: A State-of-the-Art Review	Dr. Mohana Letchumanan
5.05- 5.40 pm	Imaging in Post-Transarterial Intervention in Liver Metastases	Dr. Melissa Lim Seer Yee
5.40- 6.00 pm	Q & A (Session 2)	
6.00 pm	Closing Remarks	Dr Soon Yuet Yu (Moderator)

**REGISTRATION:**  
 • LAST DATE TO REGISTER IS 09.10.2024 (WED) @ 5PM  
 • COMPLIMENTARY REGISTRATION (NO REG FEE)

Supported By:

I want to thank the President, Prof, Norlisah Ramli for giving trust in me to be the organising chairperson. Most importantly, my deepest appreciation goes to the talented speakers - Dr Sarah binti Yaziz, Dr Adi Afiq bin Md Anour, Dr Ani Darwina binti Abd Halim, Dr Low Hsien Min, Dr Mohana Letchumanan and Dr Melisa Lim Seer Yee - your insights and expertise made a significant impact.

I would also like to extend my appreciation to the COR committee as well as our webinar sponsor, Bayer Co (Malaysia) Sdn Bhd. for making our event a success.

\*\*\*\*\*

## SIG BREAST IMAGING WEBINAR

held on 26 October 2024 on Zoom Platform

**Article contributed by: Dr Vijayalakshmi Krishnapillai**  
**Organizing Chairperson**

The SIG Breast Imaging webinar was held on 26th October 2024 with the theme **“Mastering Breast Imaging: Innovations and Insights“**

This was done in conjunction with Pink October, Breast Cancer Awareness Month, which is a yearly campaign dedicated to increasing awareness about breast cancer's impact, its causes, prevention, diagnosis and treatment.

---

**SIG BREAST IMAGING  
WEBINAR**  
**“Mastering Breast  
Imaging: Innovations  
and Insights”**

---

Imaging plays a pivotal role in the clinical decision-making process. The objective of this half-day seminar was to enhance the knowledge and update radiologists on recent advances and new technologies in the field of breast imaging so that they can appropriately determine the modalities and interventional techniques that are most appropriate and cost-effective for the individual.

As the Organising Chairperson and Head of Breast Imaging SIG, Dr K.Vijayalakshmi delivered a short opening speech. The Moderator for the event was Dr Rizuana Iqbal Hussain.

There were seven expert speakers in total, sharing their knowledge and expertise on a variety of topics as follows:

1. Dr Sumithra Ranganathan: Breast Cancer Screening in Malaysia: Latest CPG guidelines
2. Dr Shantini A.Arasaratnam: LPPKN Mammogram Auditing By COR / MYRAD
3. Professor Dr Kartini Rahmat: Impact of Contrast-Enhanced Mammogram (CEM) or MRI for breast cancer staging and Stereotactic and MRI guided Vacuum-assisted biopsy: the essentials
4. Associate Professor Dr Farhana Fadzli: Current Approaches and Advances in Image-Guided Lesion Localisation in Breast Imaging.
5. Dr Thulashini: Case Study Presentation: Unlocking Mammographic Challenges.
6. Associate Professor: Dr Marlina Tanty Ramli Hamid Birads 6th Edition: A Preview of Key Updates.
7. Associate Professor Dr Nazimah Abdul Mumin: Effective Reporting for Breast MRI: part 2.

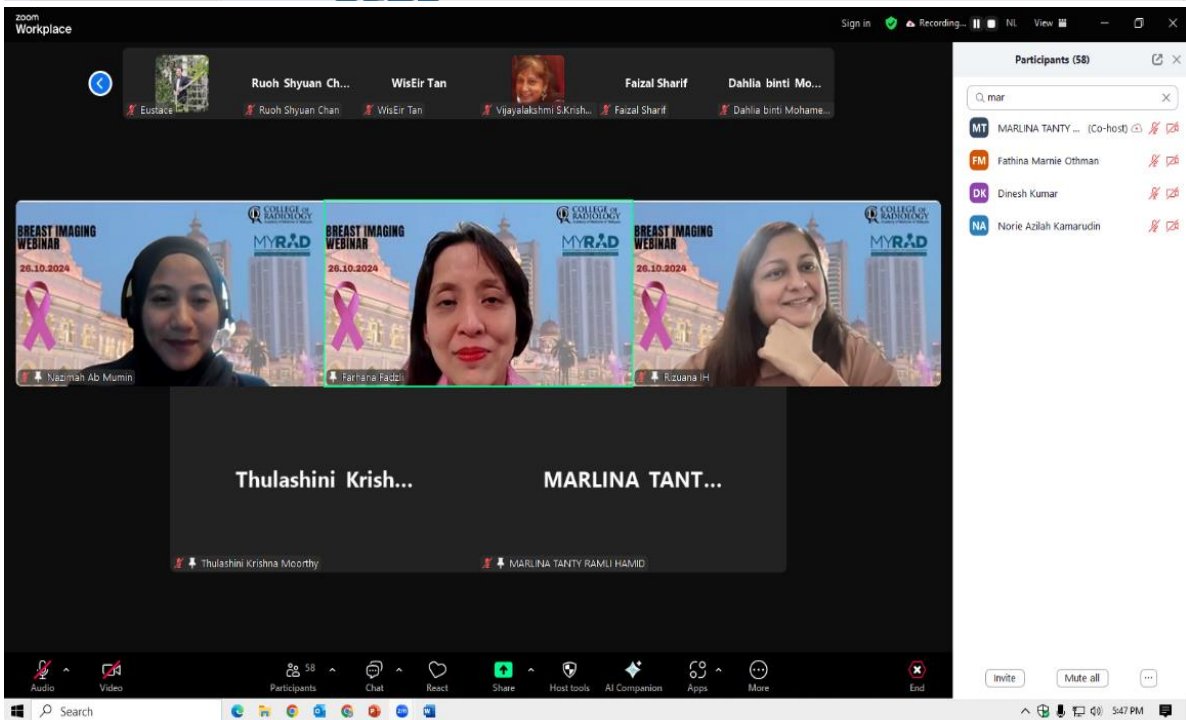
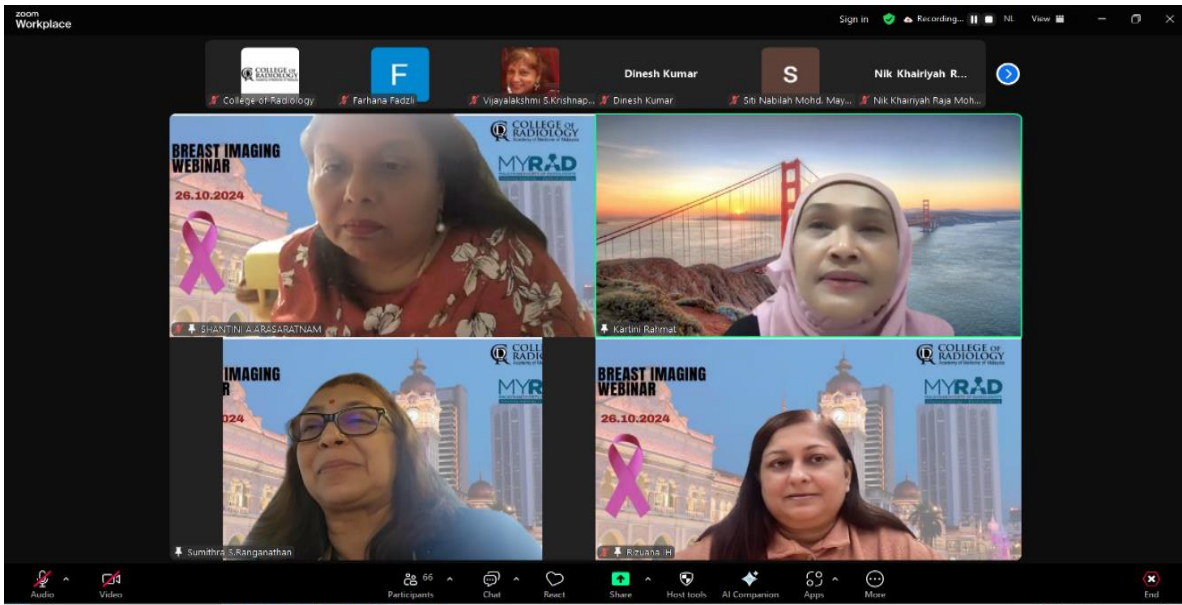
This was a fascinating half-day session with a great learning opportunity for all present.

We want to express our heartfelt gratitude to the team of expert speakers for their dedication and contributions, which played a pivotal role in making this event a resounding success.

Thank you to all our colleagues for their participation.

On behalf of Breast Imaging SIG, I extend our deepest gratitude to the College of Radiology, Malaysia, for your unwavering support in advancing continuous professional development (CPD) initiatives. Your dedication to fostering growth and excellence in the field of radiology has been instrumental in shaping a community of professionals committed to delivering the highest standards of care. Thank you for being an indispensable partner in our lifelong learning and professional growth journey. Your collaboration and commitment serve as a beacon of inspiration to all of us.

“Early Detection Saves Lives”



\*\*\*\*\*



## SIG NEURORADIOLOGY WEBINAR

held on 30 November 2024 on Zoom Platform

Article contributed by: **Dr Nurul Hafidzah Rahim**  
Organizing Chairperson

### SIG NEURORADIOLOGY WEBINAR

#### Professional Growth and Knowledge Sharing

The final weeks of the year have been filled with several activities for professional growth and knowledge sharing, planned by the College of Radiology (COR) Malaysia.

The neuroradiology subspecialty team has also been given the opportunity to organise a webinar that was held on 30<sup>th</sup> November 2024 on Zoom platform.

The line-up of speakers were the new faces of neuroradiologists in our country and we were also fortunate to have a Senior Consultant from Singapore as our guest speaker.

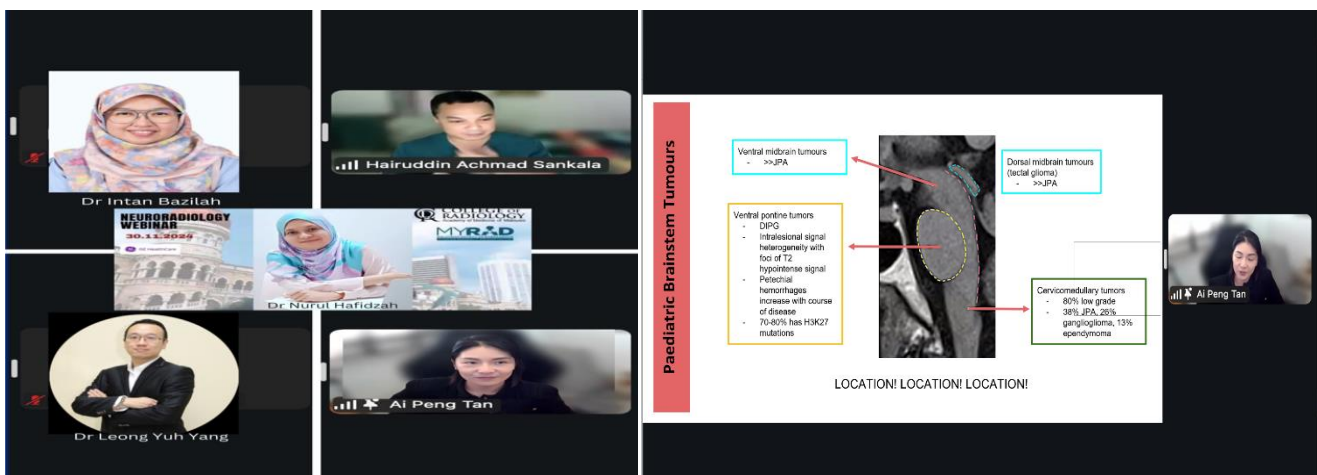
The event had received great response, with more than 500 participants registered within 24 hours. It started at 2 pm with a talk given by Dr. Intan Bazilah from International Islamic University Malaysia (IIUM) Kuantan and followed by Dr. Hairuddin Achmad Sankala from Hospital Kuala Lumpur (HKL). The third talk was given by our distinguished speaker Dr. Tan Ai Peng who is a senior consultant and research director in National University Hospital Singapore. The fourth speaker was Dr. Leong Yuh Yang, a neurointervention radiologist from Universiti Kebangsaan Malaysia Medical Centre (UKMMC) and the final talk was given by myself. The webinar ended at 6 pm as scheduled.

This half day webinar had successfully achieved its objective to encourage interactive participations, as there were many questions asked to the speakers which were answered within the session, live and through the chat box.

Through this webinar, the participants were able to gain the core knowledge on cases that are relevant to their daily practices and also received the more recent updates on some heated issues pertaining to the neuroradiology field.

We were grateful that this event had received an exclusive sponsorship by GE Healthcare.

As we enter 2025, with the support by the CoR and Malaysian Society of Radiologists (MyRad), we hope to be able to arrange for more seminars and webinars in the future to ensure continuous medical education among radiologists in Malaysia.





# SIG NEURORADIOLOGY WEBINAR

30 Nov, 2024  
02.00 PM - 06.00PM

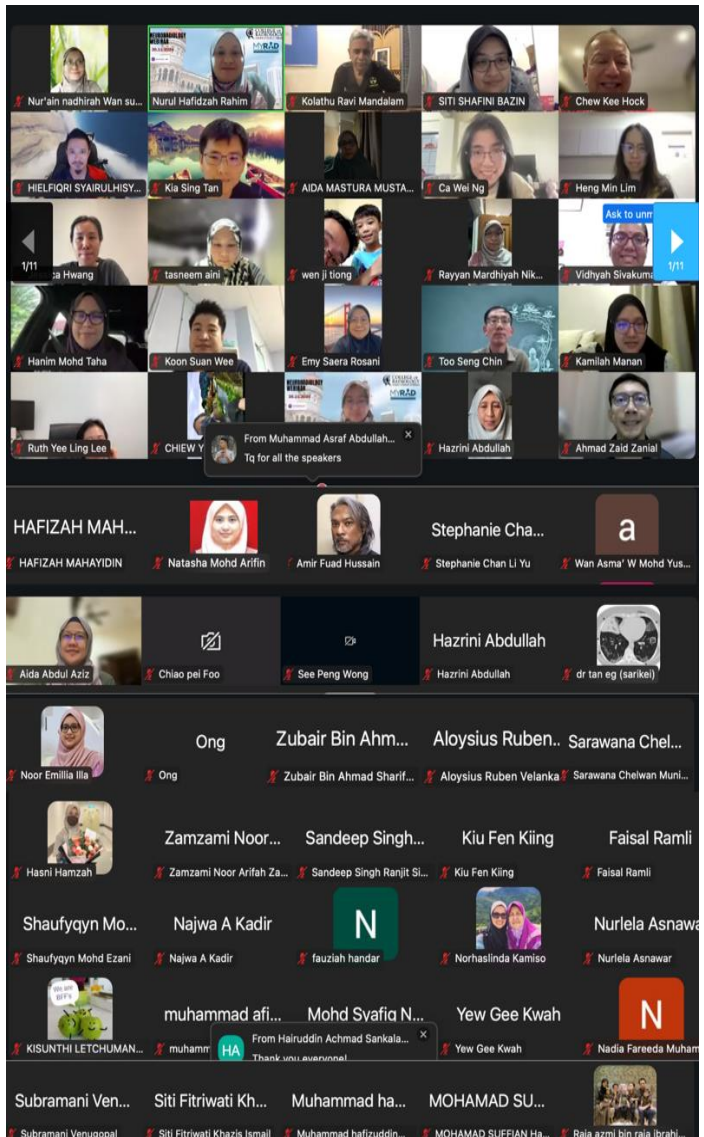
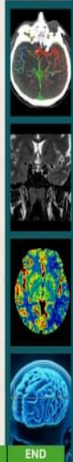
The College of Radiology is proud to present a comprehensive course on Neuroradiology subspecialty that will highlight on the recent updates and interesting topics that are relevant to your daily practice.

Join us for this brief half day course, jointly organised by College of Radiology and Malaysian Society of Radiologists with support from GE Healthcare.

TOPIC	SPEAKERS	START	END
WELCOMING SPEECH & SPEAKER INTRODUCTION	DR NURUL HAFIDZAH	1400H	1405H
NEOPLASMS AND TUMOR-LIKE LESIONS OF THE SELLAR REGION	DR INTAN BAZILAH	1405H	1445H
IMAGING IN EPILEPSY	DR HAIRUDDIN ACHMAD SANKALA	1445H	1525H
Q&A SESSION/ SHORT BREAK		1525H	1545H
NEURORADIOLOGY PERSPECTIVES IN PAEDIATRIC ONCOLOGY	GE SPONSORED TALK BY DR TAN AI PENG	1545H	1605H
Q&A SESSION		1605H	1615H
COMPREHENSIVE CT IMAGING IN STROKE	DR LEONG YUH YANG	1615H	1655H
NEUROIMAGING AS THE ANCILLARY TEST FOR BRAIN DEATH	DR NURUL HAFIDZAH RAHIM	1655H	1735H
Q&A SESSION & WRAP UP	DR NURUL HAFIDZAH	1735H	1800H

**REGISTRATION:**

- COMPLIMENTARY REGISTRATION (NO REG FEE)
- LAST DATE TO REGISTER IS 27.11.2024 (WED) @ 5PM
- REGISTRATION WILL CLOSE ONCE THE SLOT IS FULL (WHICHEVER COMES FIRST)



\*\*\*\*\*

## SIG PAEDIATRIC IMAGING WEBINAR

held on 14 December 2024 on Zoom Platform

**Article contributed by: Assoc Prof Dr Hasyma Abu Hassan**  
**Organizing Chairperson**

14th December 2024 marked the 4th SIG Paediatric Imaging Webinar, jointly organised by the College of Radiology and Malaysian Society of Radiologists (MyRAD) with an exclusive sponsorship by United Imaging Healthcare.

---

*SIG PAEDIATRIC  
IMAGING WEBINAR*

**“Food for Thoughts”**

---

The webinar successfully attracted 471 registrants. Continuing with the same theme of **“Food for Thoughts”** as the previous Paediatric session during the Malaysian Congress of Radiology 2024, a great line-up of speakers was assembled to discuss the various topics within the thematic focus.

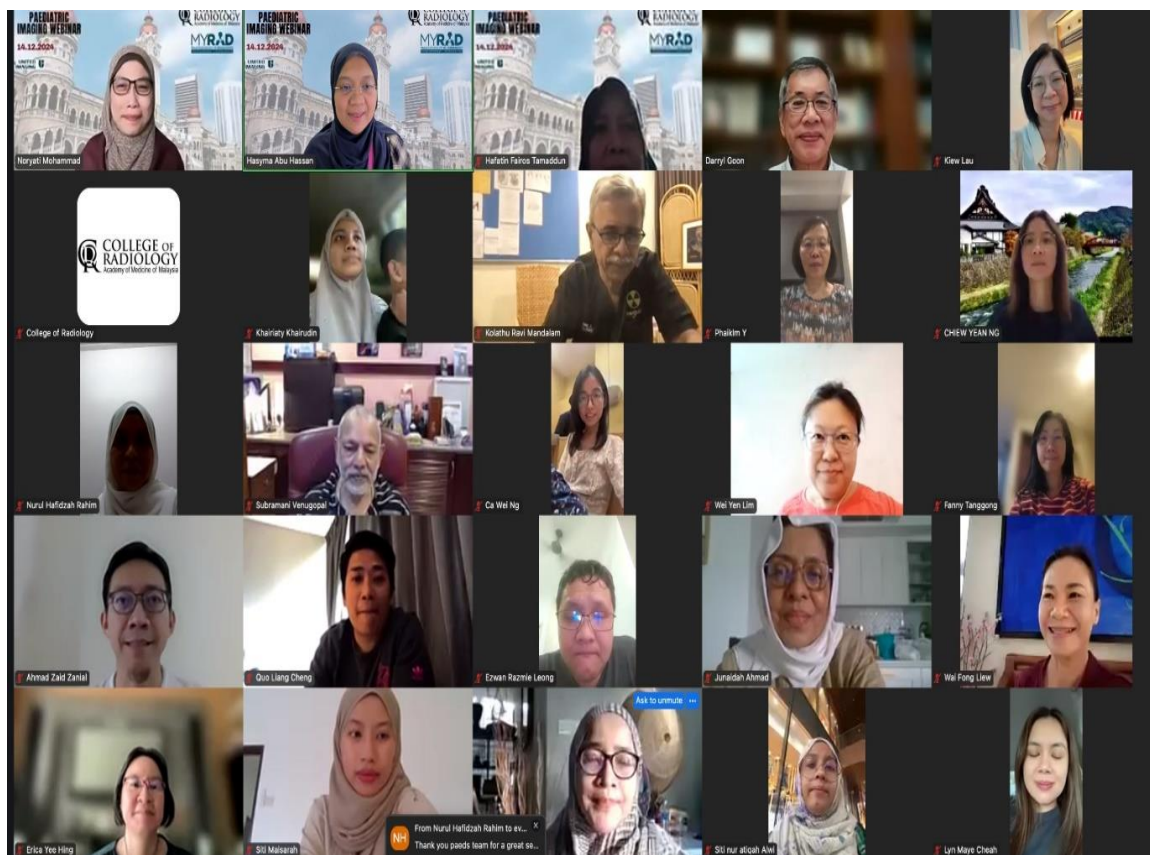
The first session concentrated on **the Neonatal Gastrointestinal System with an opening lecture entitled NEONATAL ABDOMINAL EMERGENCIES** by a highly esteemed Paediatric Consultant Radiologist from Hospital Canselor Tuanku Muhriz, UKM, **Prof Dr Hamzaini Abdul Hamid**. To complement the first lecture and further consolidate the participant's knowledge, our second speaker, Ms Hafatin Fairos Tamaddun, a consultant paediatric surgeon from Hospital Tunku Azizah Kuala Lumpur, discussed **NEONATAL BOWEL OBSTRUCTIONS FROM a SURGICAL POINT OF view: WHAT DO I NEED FROM IMAGING**.

The second session started with **Foetal Imaging: A problem-solving tool**, a lecture by **Dr Aakaar Kapoor**, the Founder, Partner & Senior Consultant Radiologist at City Imaging & Clinical Labs LLP (CICL), and CEO & Lead Medical advisor at City X-ray & Scan Clinic Pvt. Ltd., who has a vast experience in foetal imaging. He discussed the role of MRI in foetal imaging with sonographic correlation. The next speaker, **Dr Dileep Kumar**, a proven leader and an experienced R&D professional interested in MR imaging, shared his view on **TECHNOLOGICAL ADVANCES IN PAEDIATRIC RADIOLOGY from MRI PERSPECTIVE**. Dr Dileep Kumar is a Director of Scientific Collaborations for Developing Markets at United Imaging Healthcare, Shanghai.

The session continued with **Associate Prof Dr Faizah Md Zaki**, a well-renowned Consultant Paediatric Consultant and Trainer from UKM, with an interesting and valuable talk on **PAEDIATRIC BRAIN TUMOURS**. The session ended with a comprehensive lecture on Neonatal Encephalopathy by **Dr Noryati Mohamad**, an experienced consultant in paediatric neuroradiology who is well-versed in neonatal brain imaging.

We were honoured and lucky to have **Datuk Darryl Goon Siew Chye**, a retired judge at the Malaysian Court of Appeal, who is a legal consultant at Raja, Darryl & Loh Advocates and Solicitors to grace our third and final session with his knowledge sharing on the medicolegal aspect of Clinical Radiology. He presented the complexity of the medicolegal realm in a simplified way through captivating storytelling. His session garnered a lot of responses and queries from the attentive audience.

Our heartfelt gratitude to our distinguished speakers for imparting knowledge and expertise to our Radiology fraternity. A special thanks to United Imaging Healthcare for their participation and support in ensuring the webinar's success. The webinar concluded with group photos of the participants and speakers.



\*\*\*\*\*